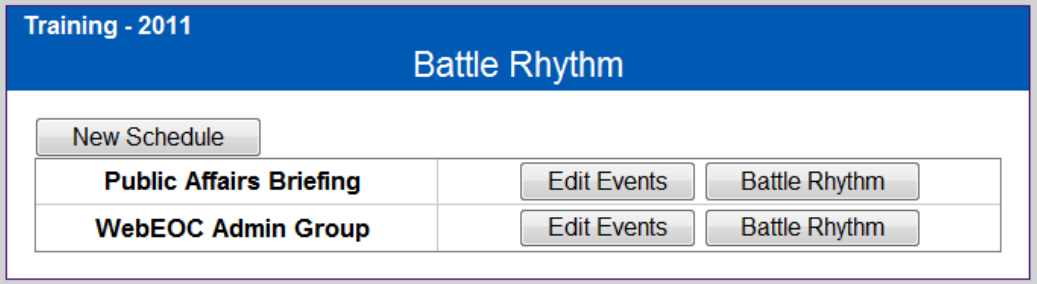
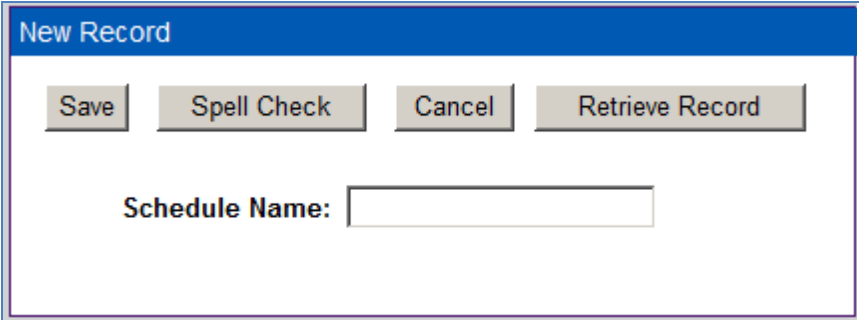


# Supported Specialty WebEOC Boards

<b>Battle Rhythm</b> (Version 1.01-1.02) <span style="float: right;"><i>Incident Based</i></span>
<b>Description:</b> This board enables the creation and management of schedules and events.
<b>Views:</b> This board provides a list view for schedules and provides another list view for each schedule's events.
<b>List View – Schedules</b> – This view is for accessing and adding new schedules. 
<b>Default Features</b> <ul style="list-style-type: none"><li>• <i>New Schedule</i> button for creating a new schedule/agenda to add timed events.</li><li>• <i>Edit Events</i> button for accessing the list view of associated events</li><li>• <i>Battle Rhythm</i> button to display the schedules events</li></ul>
<b>Variations: None</b>
<b>Input/Edit View– Schedules</b> – This input/edit form is where the scheule name is specified. 
<b>Default Features</b> <ul style="list-style-type: none"><li>• <i>Spell Check</i> button to ensure correct spelling</li></ul>
<b>Variations: None</b>

# Supported Specialty WebEOC Boards

**List View – Events** – This view provides access to adding and viewing the schedule's events.

The screenshot shows a web interface for 'Training - 2011' under the 'Battle Rhythm - WebEOC Admin Group'. It features a 'New Event' button on the left and a 'Print PDF' button on the right. Below these is a table with four rows of event data. Each row includes a date and time, a task name, a person's name, and an 'Edit' button. At the bottom left of the table area is a 'Back' button.

Date/Time	Task Name	Person	Action
9/16/2011 10:00:00	Welcome	Roy Shrout	Edit
9/16/2011 10:05:00	Program Update	Walter English	Edit
9/16/2011 10:20:00	Loudoun School Board Demo	Jeff Fletcher	Edit
9/16/2011 10:45:00	Break		Edit

## Default Features

- Print to PDF option that displays a report of the list currently displayed data
- New record creation by clicking the *New Event* button.
- *Edit* button to modify the corresponding event information.
- *Back* button to return to the schedules list.

## Variations: None

**Input/Edit View– Events** – This input/edit form is where the schedule's events are specified.

The screenshot shows a form with three input fields: 'Date/Time:' with a calendar icon, 'Task Name:', and 'Room:'. Each field is followed by a text input box.

## Default Features

- Date/Time picker code to facilitate proper date format.
- *Spell Check* button to ensure correct spelling

## Variations: None

# Supported Specialty WebEOC Boards







**Display View** – This view displays the schedule's events

WebEOC Admin Group Battle Rhythm		Friday 9/16/2011 9:55:44	
Time Left	Event Name	Room	
10:00 <i>in 04m 16s</i>	Welcome	Roy Shrout	
10:05 <i>in 09m 16s</i>	Program Update	Walter English	
10:20 <i>in 24m 16s</i>	Loudoun School Board Demo	Jeff Fletcher	
10:45 <i>in 49m 16s</i>	Break		

Back Schedules

## Default Features

- Use of row color to further identify time left

Blue		Time left exceeds 15 minutes
Yellow		Time left less than 15 minutes
Orange		Time left less than 10 minutes
Red		Time left less than 5 minutes
Red		Past overdue
Green		Ongoing

- Countdown of remaining time until the event is due on the schedule.

**Variations: None**